

Scaled data based on original data using  
LM-79-08 Approved Method: Electrical and Photometric Measurements of Solid-  
State Lighting Products

Test Report Prepared for  
Cooper Lighting Solutions  
(formerly Eaton)

Brand: INVUE

Report Number: P676822

Luminaire Tested: **CCW-SA-1F-727-U-SL2-HSS**

Issue Date: 04/25/2023



**Test Information**

Test Method: LM-79-08  
Report Number: P676822  
Test Lab: INNOVATION CENTER(G1)  
Issue Date: 04/25/2023  
Manufacturer: COOPER LIGHTING SOLUTIONS (FORMERLY EATON)  
Product Line: INVUE  
Catalog Number: CCW-SA-1F-727-U-SL2-HSS  
Description: INVUE CLEAR CURVE Wall Pack MOUNT Light Square Luminaire @1200mA w/  
SL2 distribution lens and House Side Shield  
Light Source: (16) 2700K CCT, 70 CRI LEDs  
Ballast/Driver: ELECTRONIC DRIVER

**Summary**

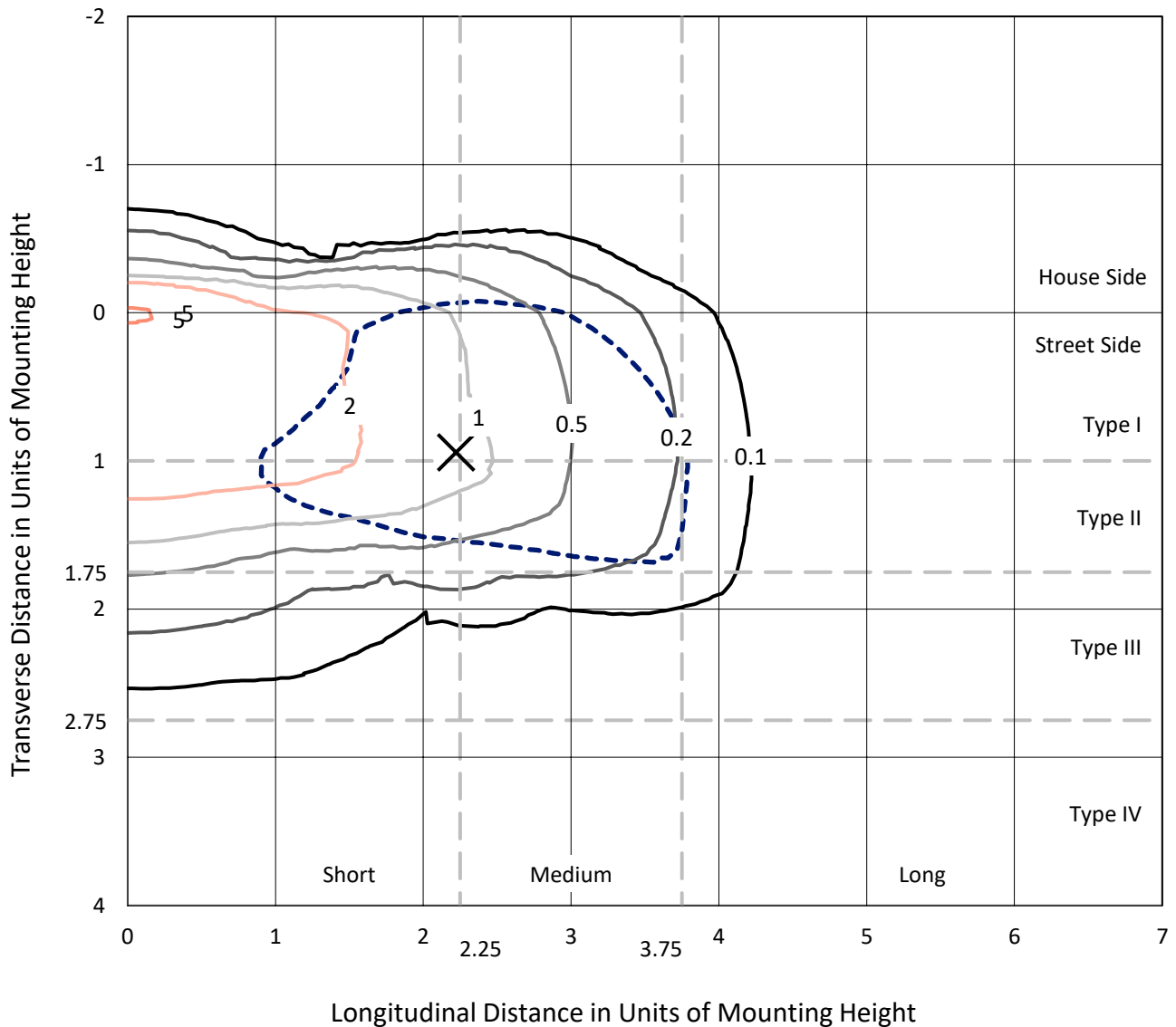
Lumens per Lamp: N/A  
Luminaire Lumens: 5042.3 lumens  
Efficiency: N/A  
Efficacy: 75.3 lumens/watt  
Luminous Opening: Rectangular (W 1' x L: 0.5' x H: 0')  
IES Classification: Type II - Short  
BUG Rating: B1 - U0 - G1

Input Watts (W): 67  
Input Voltage (V): 120  
Input Current (Ain): NR  
Voltage Rise (V): NR  
Power Factor: NR  
Total Harmonic Distortion (THDi): NR  
Frequency (hertz): 60  
Stabilization Time: NR  
Operation Time: NR  
Ambient Temperature (°C): NR  
Test Distance: 25 FT

REPORT NUMBER: P676822  
 CATALOG NUMBER: CCW-SA-1F-727-U-SL2-HSS

### Iso-Footcandle Lines of Horizontal Illumination

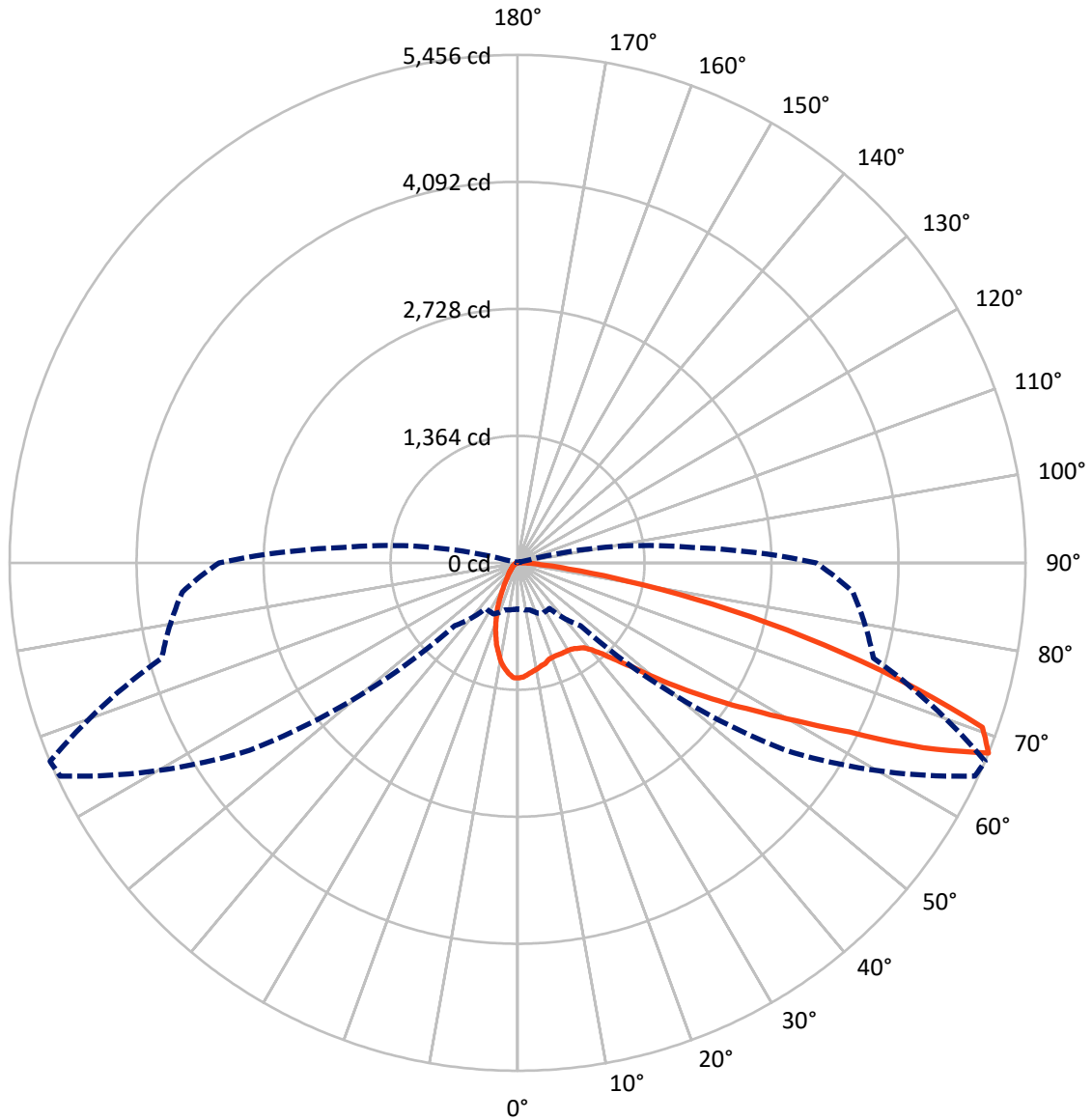
× Max cd  
 - - - 1/2 Max cd



Based on 15 foot mounting height. Maximum calculated value = 5.5 fc  
 Type II - Short - N/A

REPORT NUMBER: P676822  
CATALOG NUMBER: CCW-SA-1F-727-U-SL2-HSS

### Luminous Intensity Polar Plot



— Vertical Plane Through 67-Deg Lateral      - - - Horizontal Cone Through 67.5-Deg Vertical

REPORT NUMBER: P676822  
 CATALOG NUMBER: CCW-SA-1F-727-U-SL2-HSS

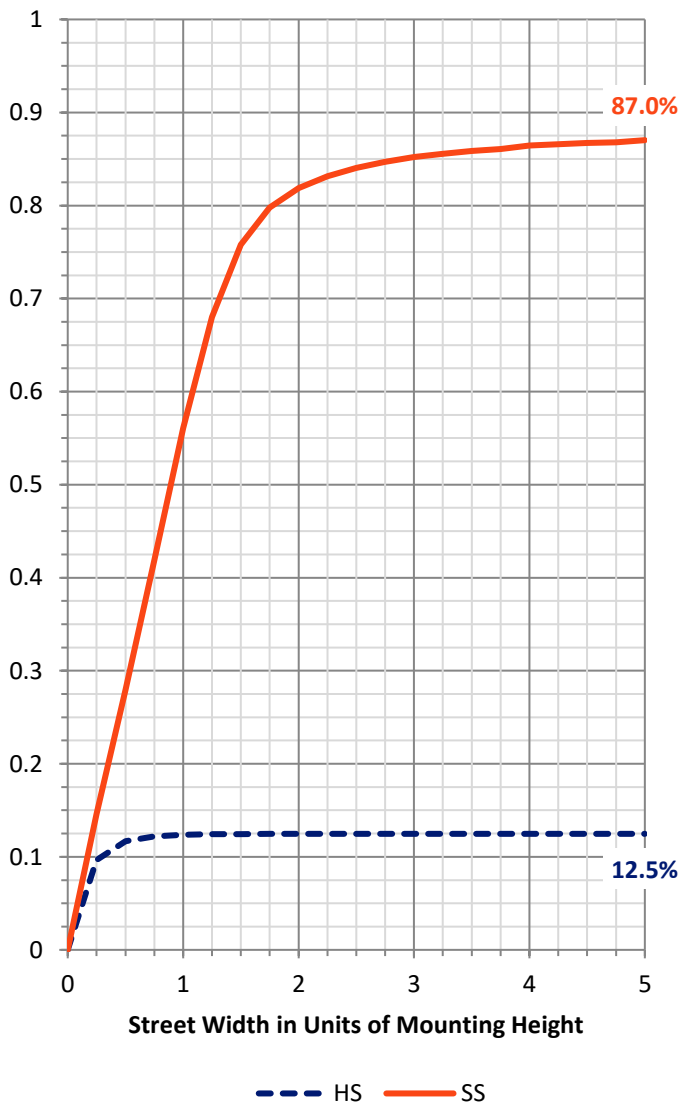
**FLUX DISTRIBUTION:**

		Downward	Upward	Total
<b>House Side</b>	Lumens	634.6	0.0	634.6
	% Fixture	12.6	0.0	12.6
<b>Street Side</b>	Lumens	4407.7	0.0	4407.7
	% Fixture	87.4	0.0	87.4
<b>Total</b>	Lumens	5042.3	0.0	5042.3
	% Fixture	100.0	0.0	100.0

**Coefficient of Utilization**

**ZONAL LUMENS:**

Zone	Lumens	% Fixture
0°-10°	104.2	2.1
10°-20°	231.5	4.6
20°-30°	329.2	6.5
30°-40°	479.3	9.5
40°-50°	741.8	14.7
50°-60°	1138.5	22.6
60°-70°	1234.1	24.5
70°-80°	696.2	13.8
80°-90°	87.5	1.7
90°-100°	0.0	0.0
100°-110°	0.0	0.0
110°-120°	0.0	0.0
120°-130°	0.0	0.0
130°-140°	0.0	0.0
140°-150°	0.0	0.0
150°-160°	0.0	0.0
160°-170°	0.0	0.0
170°-180°	0.0	0.0
0°-90°	5042.3	100.0
0°-180°	5042.3	100.0

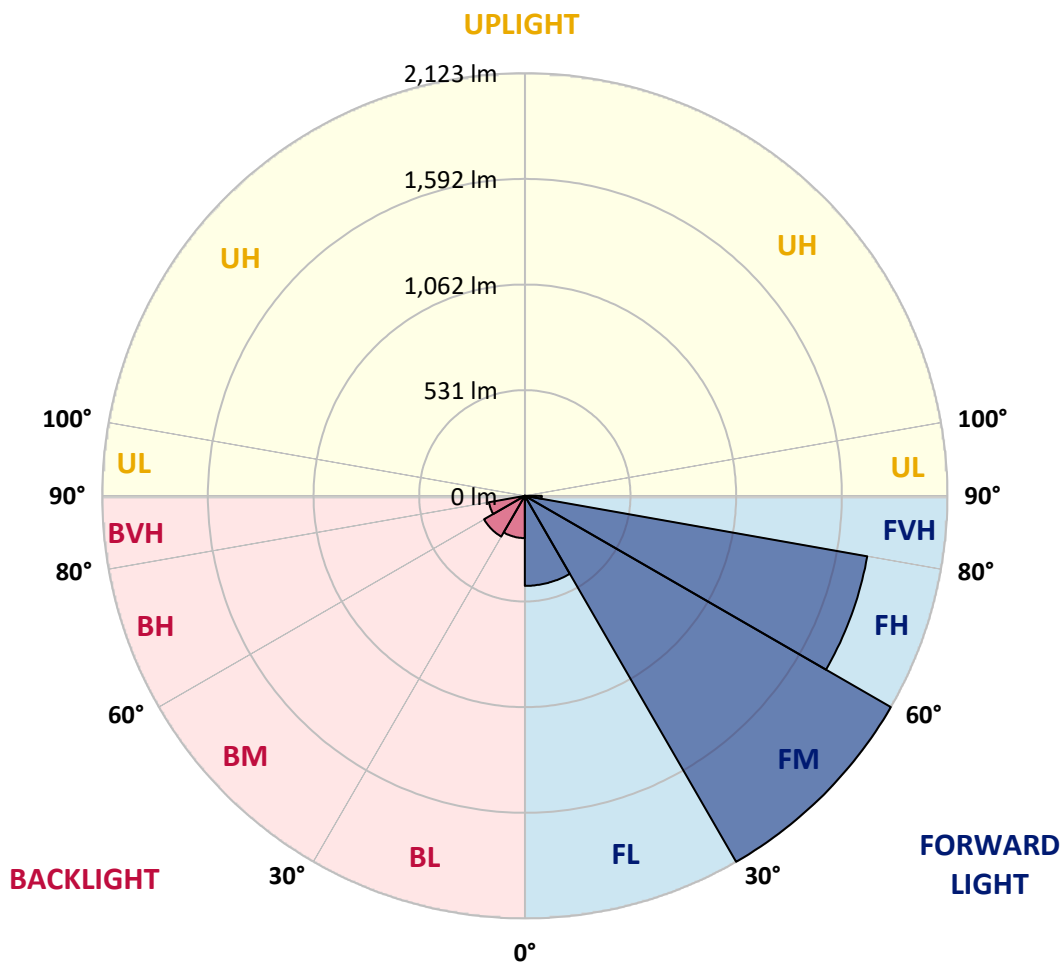


REPORT NUMBER: P676822  
 CATALOG NUMBER: CCW-SA-1F-727-U-SL2-HSS

**LUMINAIRE CLASSIFICATION SYSTEM LUMEN TABLE AND BUG RATING:**

Zone	Lumens	% Fixture	Zone Rating/Lumen Limit		
			B	U	G
FL (0°-30°)	452.4	9.0			
FM (30°-60°)	2123.3	42.1			
FH (60°-80°)	1747.1	34.6			G1/1800
FVH (80°-90°)	85.0	1.7			G1/100
BL (0°-30°)	212.4	4.2	B1/500		
BM (30°-60°)	236.4	4.7	B1/1000		
BH (60°-80°)	183.3	3.6	B1/500		G1/500
BVH (80°-90°)	2.5	0.0			G0/10
UL (90°-100°)	0.0	0.0		U0/0	
UH (100°-180°)	0.0	0.0		U0/0	

**BUG Rating: B1-U0-G1**  
 Type II Short





REPORT NUMBER: P676822

CATALOG NUMBER: CCW-SA-1F-727-U-SL2-HSS

**CANDELA DISTRIBUTION (FULL):**

	0°	5°	15°	25°	35°	45°	55°	65°	67°	75°	85°
0°	1236.8	1236.8	1236.8	1236.8	1236.8	1236.8	1236.8	1236.8	1236.8	1236.8	1236.8
2.5°	1183.3	1189.4	1197.9	1210.1	1218.6	1213.7	1217.3	1238.0	1227.1	1236.8	1231.9
5°	1117.7	1123.8	1135.9	1134.7	1144.5	1162.7	1187.0	1213.7	1201.6	1230.7	1241.6
7.5°	1049.7	1047.3	1047.3	1072.8	1093.4	1118.9	1132.3	1176.0	1177.3	1202.8	1229.5
10°	987.7	995.0	1007.2	1016.9	1036.3	1072.8	1111.6	1145.7	1159.0	1210.1	1217.3
12.5°	950.1	953.7	968.3	976.8	1002.3	1037.5	1078.8	1122.6	1133.5	1185.8	1221.0
15°	934.3	942.8	947.6	963.4	976.8	1009.6	1040.0	1089.8	1121.4	1162.7	1206.4
17.5°	946.4	942.8	945.2	950.1	965.9	995.0	1027.8	1077.6	1088.6	1157.8	1223.4
20°	962.2	963.4	956.1	953.7	950.1	978.0	1004.7	1069.1	1081.3	1157.8	1234.4
22.5°	1004.7	991.4	1004.7	985.3	965.9	978.0	1003.5	1070.3	1078.8	1156.6	1245.3
25°	1057.0	1059.4	1063.1	1021.7	993.8	985.3	1012.0	1074.0	1081.3	1166.3	1250.1
27.5°	1131.1	1142.0	1123.8	1103.1	1047.3	1004.7	1010.8	1071.6	1084.9	1161.5	1262.3
30°	1230.7	1222.2	1224.6	1177.3	1122.6	1055.8	1038.8	1077.6	1087.4	1167.5	1285.4
32.5°	1317.0	1307.3	1324.3	1307.3	1221.0	1128.7	1071.6	1089.8	1100.7	1182.1	1304.8
35°	1370.4	1382.6	1409.3	1427.5	1354.6	1223.4	1126.2	1122.6	1127.4	1189.4	1319.4
37.5°	1453.0	1474.9	1496.8	1542.9	1479.8	1340.1	1212.5	1165.1	1156.6	1224.6	1326.7
40°	1542.9	1536.9	1601.3	1655.9	1653.5	1504.1	1332.8	1240.4	1228.3	1280.5	1375.3
42.5°	1618.3	1612.2	1683.9	1773.8	1783.5	1662.0	1470.0	1347.3	1336.4	1366.8	1434.8
45°	1716.7	1721.5	1806.6	1913.5	1948.7	1871.0	1655.9	1500.4	1494.3	1484.6	1547.8
47.5°	1804.2	1830.9	1903.8	2030.1	2157.7	2087.2	1874.6	1724.0	1681.4	1659.6	1722.8
50°	1864.9	1889.2	1977.9	2112.7	2346.0	2391.0	2120.0	1962.1	1963.3	1909.8	1943.9
52.5°	1864.9	1863.7	1935.4	2112.7	2477.2	2708.0	2448.1	2262.2	2271.9	2216.0	2218.4
55°	1685.1	1681.4	1768.9	1957.2	2462.6	3013.0	2945.0	2642.4	2618.1	2510.0	2521.0
57.5°	1357.1	1365.6	1432.4	1658.4	2273.1	3155.1	3536.6	3070.1	2987.5	2763.9	2763.9
60°	990.2	982.9	1032.7	1190.6	1821.2	3101.7	4022.6	3574.3	3444.3	2974.1	2942.5
62.5°	753.2	752.0	765.4	818.9	1155.4	2704.4	4231.6	4215.8	4004.4	3180.7	3135.7
65°	608.7	611.1	629.3	667.0	705.9	1844.2	4121.0	4981.2	4788.0	3488.0	3341.0
67.5°	496.9	503.0	524.8	606.2	597.7	954.9	3509.9	5419.7	5456.2	3957.0	3616.8
70°	382.7	392.4	417.9	533.3	575.9	635.4	2433.5	5201.1	5298.3	4248.6	3450.4
72.5°	260.0	258.8	313.4	432.5	581.9	581.9	1354.6	4189.0	4281.4	3916.9	2997.2
75°	140.9	149.4	207.8	326.8	533.3	562.5	771.5	3065.2	3195.2	3045.8	2318.1
77.5°	76.5	77.8	115.4	213.8	443.4	537.0	515.1	2084.8	2135.8	1837.0	1269.6
80°	40.1	41.3	60.7	139.7	306.2	498.1	428.9	1242.9	1194.3	704.7	419.1
82.5°	18.2	19.4	30.4	87.5	195.6	392.4	370.5	600.2	554.0	196.8	127.6
85°	7.3	7.3	13.4	52.2	114.2	193.2	317.1	301.3	251.5	59.5	63.2
87.5°	2.4	2.4	3.6	20.7	46.2	115.4	168.9	159.2	109.3	21.9	34.0
90°	0.0	0.0	0.0	0.0	0.0	0.0	0.0	0.0	0.0	0.0	0.0



REPORT NUMBER: P676822  
 CATALOG NUMBER: CCW-SA-1F-727-U-SL2-HSS

**CANDELA DISTRIBUTION (continued):**

	90°	95°	105°	115°	125°	135°	145°	155°	165°	175°	180°
0°	1236.8	1236.8	1236.8	1236.8	1236.8	1236.8	1236.8	1236.8	1236.8	1236.8	1236.8
2.5°	1227.1	1240.4	1236.8	1234.4	1211.3	1208.8	1206.4	1184.5	1191.8	1173.6	1185.8
5°	1234.4	1241.6	1222.2	1185.8	1153.0	1116.5	1088.6	1069.1	1033.9	1020.5	1018.1
7.5°	1227.1	1227.1	1187.0	1128.7	1064.3	1004.7	929.4	876.0	835.9	805.5	816.4
10°	1217.3	1202.8	1161.5	1058.2	941.6	851.7	743.5	664.6	605.0	585.6	573.4
12.5°	1217.3	1191.8	1099.5	958.6	807.9	671.8	543.1	439.8	382.7	348.7	343.8
15°	1206.4	1168.7	1054.5	865.0	677.9	493.3	346.3	257.6	209.0	195.6	190.7
17.5°	1208.8	1163.9	987.7	754.5	526.1	328.0	211.4	162.8	150.6	144.6	145.8
20°	1213.7	1163.9	928.2	646.3	379.1	204.1	145.8	137.3	131.2	128.8	130.0
22.5°	1229.5	1140.8	867.5	535.8	256.3	147.0	128.8	120.3	115.4	111.8	110.6
25°	1231.9	1137.2	809.1	426.4	176.2	123.9	113.0	103.3	97.2	92.3	91.1
27.5°	1228.3	1121.4	727.7	317.1	132.4	110.6	96.0	86.3	77.8	74.1	72.9
30°	1241.6	1092.2	658.5	228.4	111.8	96.0	81.4	70.5	63.2	58.3	58.3
32.5°	1242.9	1066.7	581.9	162.8	102.1	85.0	69.3	57.1	49.8	47.4	47.4
35°	1244.1	1043.6	496.9	123.9	91.1	72.9	57.1	47.4	42.5	38.9	38.9
37.5°	1247.7	1026.6	419.1	104.5	81.4	62.0	47.4	38.9	34.0	32.8	32.8
40°	1255.0	1003.5	337.7	92.3	70.5	52.2	40.1	32.8	27.9	26.7	25.5
42.5°	1274.4	997.4	269.7	82.6	63.2	43.7	32.8	26.7	23.1	20.7	19.4
45°	1354.6	1013.2	209.0	76.5	53.5	36.4	27.9	21.9	17.0	15.8	14.6
47.5°	1485.8	1065.5	165.2	68.0	45.0	30.4	23.1	17.0	13.4	12.1	10.9
50°	1685.1	1184.5	134.9	60.7	37.7	25.5	18.2	13.4	9.7	8.5	8.5
52.5°	1946.3	1344.9	116.6	53.5	30.4	21.9	14.6	9.7	7.3	6.1	6.1
55°	2213.6	1534.4	109.3	46.2	25.5	18.2	10.9	7.3	4.9	3.6	3.6
57.5°	2459.0	1657.1	105.7	37.7	21.9	13.4	8.5	4.9	2.4	1.2	1.2
60°	2612.1	1747.1	94.8	30.4	17.0	10.9	6.1	2.4	1.2	0.0	0.0
62.5°	2813.7	1838.2	77.8	23.1	12.1	7.3	3.6	1.2	0.0	0.0	0.0
65°	3079.8	1940.2	60.7	18.2	9.7	4.9	2.4	1.2	0.0	0.0	0.0
67.5°	3207.4	1886.8	41.3	13.4	6.1	2.4	1.2	0.0	0.0	0.0	0.0
70°	2952.2	1589.1	29.2	9.7	3.6	1.2	1.2	0.0	0.0	0.0	0.0
72.5°	2482.1	1245.3	21.9	6.1	2.4	1.2	0.0	0.0	0.0	0.0	0.0
75°	1829.7	778.8	17.0	4.9	2.4	0.0	0.0	0.0	0.0	0.0	0.0
77.5°	970.7	290.4	12.1	3.6	1.2	0.0	0.0	0.0	0.0	0.0	0.0
80°	286.7	85.0	8.5	2.4	1.2	0.0	0.0	0.0	0.0	0.0	0.0
82.5°	94.8	25.5	4.9	2.4	1.2	0.0	0.0	0.0	0.0	0.0	0.0
85°	48.6	9.7	2.4	2.4	1.2	0.0	0.0	0.0	0.0	0.0	0.0
87.5°	27.9	3.6	2.4	2.4	1.2	0.0	0.0	0.0	0.0	0.0	0.0
90°	0.0	0.0	0.0	0.0	0.0	0.0	0.0	0.0	0.0	0.0	0.0

(END OF REPORT)